


 **HAPPY** 
MOTHER'S
 **DAY** 



Up and Down! Look at the pictures in each box.
Circle the up picture and put an "X" on the down picture.

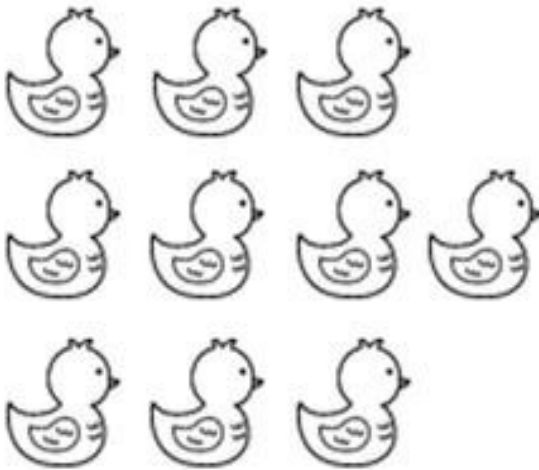





Color the pictures.

Name: _____

Pond Life Habitat Count and Circle



Count the objects. Circle the correct number.



 <p>7 10 3</p>	 <p>2 0 8</p>
 <p>9 6 1</p>	 <p>4 5 6</p>

Name _____



More or Less Worksheet

Directions: Circle the amount that has more.

	
---	--


	
--	--

	
---	---

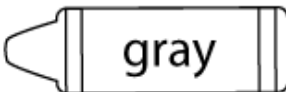

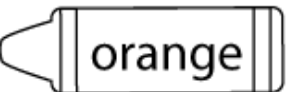
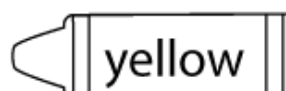
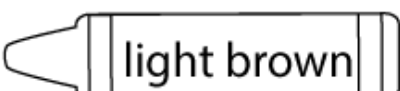

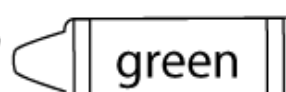
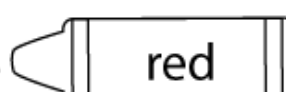

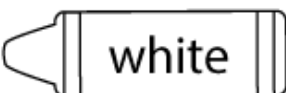
	
---	--

Zoo Animals Color by Number Worksheet

Name _____



Color Key

- | | | |
|--|--|---|
| 1  | 2  | 3  |
| 4  | 5  | 6  |
| 7  | 8  | 9  |
| 10  | | |

BIG OR SMALL?

Color the big picture. Put an X on the small one.



Name _____

Numbers Worksheet
Ordinal Numbers

Follow the directions below and color the blocks starting from the bottom.

Color the fourth
block green

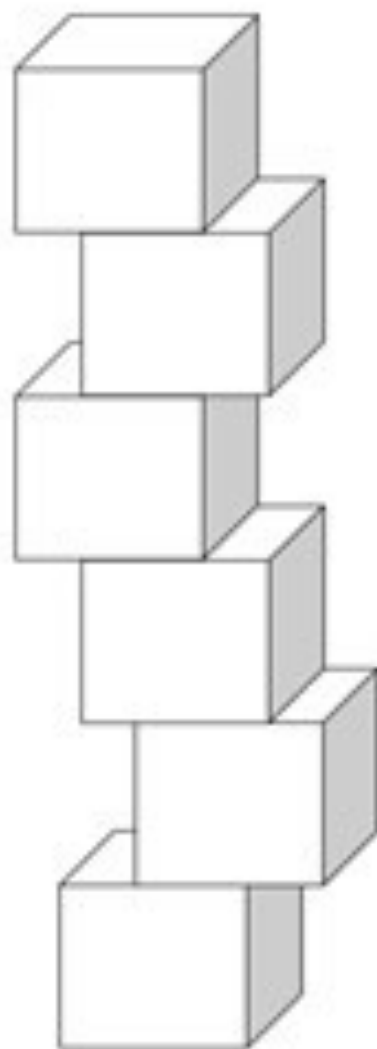
Color the second
block red

Color the first
block blue

Color the sixth
block yellow

Color the third
block orange

Color the fifth
block purple



Find out which pots are full. Color full pots to red, color empty pots to yellow

